

# ACI Racing Weekend Vallelunga, 15-16 Giugno 2024

## Italian F4 Championship - Results by Class Race 2

### Rookie

Laps 18 = 73,530 km - Avg 139,278 km/h - Race Time 31'40.577

No.	Driver	Nat	Entrant	Team	Car	Laps	Time	Gap	Rel.	Fastest Lap	
1	<b>80 POWELL</b> Alex	USA	Prema Racing	Prema Racing	Tatuus F4-T421	18	31'40.577		15	<b>1'34.359</b>	
2	<b>33 STOLCERMANIS</b> Tomass	LVA	Prema Racing	Prema Racing	Tatuus F4-T421	18	31'42.775	<b>2.198</b>	<b>2.198</b>	10	1'34.436
3	<b>51 NAKAMURA-BERTA</b> Kean	JPN	Prema Racing	Prema Racing	Tatuus F4-T421	18	31'51.665	<b>11.088</b>	<b>8.890</b>	10	1'34.502
4	<b>3 POPOV</b> Maksimilian	GRD	PHM AIX Racing	PHM AIX Racing	Tatuus F4-T421	18	31'58.316	<b>17.739</b>	<b>6.651</b>	17	1'34.372
5	<b>22 FREY</b> Enea	CHE	Jenzer Motorsport	Jenzer Motorsport	Tatuus F4-T421	18	32'01.198	<b>20.621</b>	<b>2.882</b>	13	1'34.961
6	<b>71 REHM</b> Maxim	DEU	US Racing	US Racing	Tatuus F4-T421	18	32'02.126	<b>21.549</b>	<b>0.928</b>	16	1'34.992
7	<b>19 ANURAG</b> Kabir	SGP	US Racing	US Racing	Tatuus F4-T421	18	32'02.845	<b>22.268</b>	<b>0.719</b>	17	1'35.034
8	<b>24 ZHANG</b> Shimo	CHN	Jenzer Motorsport	Jenzer Motorsport	Tatuus F4-T421	18	32'04.210	<b>23.633</b>	<b>1.365</b>	15	1'34.951
9	<b>73 OLIVIERI</b> Emanuele	ITA	AKM Motorsport	AKM Motorsport	Tatuus F4-T421	18	32'05.950	<b>25.373</b>	<b>1.740</b>	16	1'34.882
10	<b>77 YEH</b> Enzo	CHN	R-ACE GP	R-ACE GP	Tatuus F4-T421	18	32'06.357	<b>25.780</b>	<b>0.407</b>	16	1'35.003
11	<b>70 MRAD</b> Kamal	AUS	PHM AIX Racing	PHM AIX Racing	Tatuus F4-T421	18	32'06.978	<b>26.401</b>	<b>0.621</b>	14	1'35.094
12	<b>52 SAVINKOV</b> Oleksandr	UKR	AKM Motorsport	AKM Motorsport	Tatuus F4-T421	18	32'10.404	<b>29.827</b>	<b>3.426</b>	15	1'35.166
13	<b>37 FIORENTINO</b> Filippo	BRA	Cram Motorsport	Cram Motorsport	Tatuus F4-T421	18	32'18.890	<b>38.313</b>	<b>8.486</b>	8	1'36.230
14	<b>62 ROBINSON</b> Edward	ESP	AS Motorsport	AS Motorsport	Tatuus F4-T421	18	32'19.653	<b>39.076</b>	<b>0.763</b>	8	1'35.788
15	<b>11 VIISOREANU</b> Luca	ROU	Real Racing	Real Racing	Tatuus F4-T421	18	32'20.113	<b>39.536</b>	<b>0.460</b>	8	1'35.585
16	<b>54 HOLGUIN</b> Gabriel	VEN	Maffi Racing	Maffi Racing	Tatuus F4-T421	18	32'34.789	<b>54.212</b>	<b>14.676</b>	10	1'35.580
17	<b>29 BERREBY</b> Nathanael	CHE	Maffi Racing	Maffi Racing	Tatuus F4-T421	18	32'35.353	<b>54.776</b>	<b>0.564</b>	9	1'35.990
----- Not Classified -----											
RET	<b>49 PETROVIC</b> Andrej	SRB	PHM AIX Racing	PHM AIX Racing	Tatuus F4-T421	7	14'36.849	<b>11 Laps</b>		7	1'36.276
RET	<b>7 SAMMALISTO</b> Luka	FIN	R-ACE GP	R-ACE GP	Tatuus F4-T421	5	11'16.096	<b>13 Laps</b>		5	1'36.578
RET	<b>8 KOSTIC</b> Andrija	SRB	Van Amersfoort Racing	Van Amersfoort Racing	Tatuus F4-T421	0					

Starting: 20    Classified: 17    Not Classified: 0    Retired: 3    Not Started: 0  
 Fastest Lap N. 15    No. 80 Alex Powell    Time 1'34.359    Avg. 155,852 Km/h

Humidity:	69%	AIR	22°C
Condition:	DRY	Track	32°C

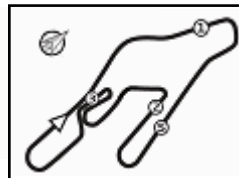
Clerk of the Course : Dino Lodola

Race Director : Alessandro Ferrari

Start	End
16/06/2024 09:04	09:36

Powered by FICr PERUGIA TIMING





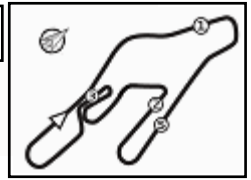
Vallelunga 4.085 m

**ACI Racing Weekend Vallelunga, 15-16 Giugno 2024**
**Italian F4 Championship - Lap Chart Race 2**

	Lap																	
	1	2	3	4	5	6	7	8	9	10	11	12	13	14	15	16	17	18
1	27	27	27	27	27	27	27	27	27	27	27	27	27	27	27	27	27	27
2	80	80	80	80	80	80	80	80	80	80	80	80	80	80	80	80	80	80
3	6	6	6	6	6	6	6	6	6	6	6	6	6	6	6	6	6	6
4	33	33	33	33	33	33	33	33	33	33	33	33	33	33	33	33	33	33
5	10	10	10	10	10	10	10	10	10	10	10	10	10	10	10	10	10	10
6	21	21	21	21	21	21	21	21	21	21	21	21	21	21	21	21	21	21
7	31	31	31	31	31	31	31	31	31	31	31	31	31	31	31	31	31	31
8	50	50	50	50	12	12	12	12	12	12	12	12	12	12	12	12	12	12
9	12	12	12	12	50	50	50	50	50	50	50	50	50	50	50	50	50	50
10	7	7	7	7	36	36	36	36	36	36	36	36	36	36	36	36	36	36
11	36	36	36	36	36	51	51	51	51	51	51	51	51	51	51	51	51	51
12	45	45	45	45	45	45	45	45	45	45	45	45	45	45	45	45	45	45
13	51	51	51	51	51	16	16	16	16	16	16	16	16	16	16	16	16	16
14	14	14	14	14	3	14	14	14	23	23	23	23	23	23	23	23	3	3
15	3	3	3	3	16	23	23	23	22	22	22	22	22	22	3	3	23	23
16	16	16	16	16	71	22	22	22	71	71	71	3	3	3	22	22	22	22
17	19	19	19	19	14	3	3	71	19	3	3	71	71	71	71	71	71	71
18	71	71	71	71	23	71	71	19	3	19	19	19	19	19	19	19	19	19
19	23	23	23	23	22	19	19	3	24	24	24	24	24	24	24	24	24	24
20	22	22	22	22	19	24	24	88	88	88	88	88	88	88	88	88	88	88
21	73	73	73	73	73	73	55	55	55	55	55	55	55	55	55	55	55	55
22	24	24	24	24	24	55	73	88	73	73	73	73	73	73	73	73	73	73
23	77	77	77	77	77	88	88	73	77	77	77	77	77	77	77	77	77	77
24	70	70	70	70	55	77	77	70	70	70	70	70	70	70	70	70	70	70
25	88	88	88	88	70	70	70	70	37	37	37	52	52	52	52	52	52	52
26	55	55	55	55	88	37	37	37	5	5	52	37	37	37	37	37	37	37
27	62	62	62	62	5	5	5	5	52	52	5	5	5	5	5	5	5	5
28	5	5	5	5	37	49	49	11	11	11	11	11	11	11	11	62	62	62
29	37	37	37	37	54	54	11	52	62	62	62	62	62	62	62	11	11	11
30	54	54	54	54	49	11	52	62	29	29	29	29	29	29	29	29	29	54
31	29	29	29	29	52	52	62	29	54	54	54	54	54	54	54	54	54	29
32	49	49	49	49	11	29	29	54										
33	11	11	11	11	29	62	54											
34	52	52	52	52														

Final Result		
1	27 SLATER F.	Laps 18
2	80 POWELL A.	5.264
3	6 YAMAKOSHI H.	6.277
4	33 STOLCERMANIS T.	7.462
5	10 FERREIRA M.	7.958
6	21 ISCHER E.	9.012
7	31 BOHRA A.	9.415
8	12 PRADEL G.	10.208
9	50 GOWDA D.	10.849
10	36 JONSSON G.	13.212
11	51 NAKAMURA-BERTA	16.352
12	45 BEETON J.	17.330
13	16 LARINI D.	17.636
14	3 POPOV M.	23.003
15	23 FRANCO R.	24.163
16	22 FREY E.	25.885
17	71 REHM M.	26.813
18	19 ANURAG K.	27.532
19	24 ZHANG S.	28.897
20	88 HODENIUS L.	29.329
21	55 RODELLA A.	30.309
22	73 OLIVIERI E.	30.637
23	77 YE H.	31.044
24	70 MRAD K.	31.665
25	52 SAVINKOV O.	35.091
26	37 FIORENTINO F.	43.577
27	5 DOBRZANSKI W.	44.018
28	62 ROBINSON E.	44.340
29	11 VIISOREANU L.	44.800
30	54 HOLGUIN G.	59.476
31	29 BERREBY N.	1'00.040
RET	14 AL DHAHERI R.	10 Laps
RET	49 PETROVIC A.	11 Laps
RET	7 SAMMALISTO L.	13 Laps
RET	9 STACK E.	
RET	8 KOSTIC A.	





# ACI Racing Weekend Vallelunga, 15-16 Giugno 2024

## Italian F4 Championship - Best Sectors & Speed Race 2

**RESULTS**

			Laps
1	<b>27 SLATER</b> Freddie	Tatuus F4-T421	18
2	<b>80 POWELL</b> Alex	Tatuus F4-T421	5.264
3	<b>6 YAMAKOSHI</b> Hiyu	Tatuus F4-T421	6.277
4	<b>33 STOLCERMANIS</b> Tomass	Tatuus F4-T421	7.462
5	<b>10 FERREIRA</b> Matheus	Tatuus F4-T421	7.958
6	<b>21 ISCHER</b> Ethan	Tatuus F4-T421	9.012
7	<b>31 BOHRA</b> Akshay	Tatuus F4-T421	9.415
8	<b>12 PRADEL</b> Gianmarco	Tatuus F4-T421	10.208
9	<b>50 GOWDA</b> Dion	Tatuus F4-T421	10.849
10	<b>36 JONSSON</b> Gustav	Tatuus F4-T421	13.212
11	<b>51 NAKAMURA-BERTA</b> Kean	Tatuus F4-T421	16.352
12	<b>45 BEETON</b> Jack	Tatuus F4-T421	17.330
13	<b>16 LARINI</b> Davide	Tatuus F4-T421	17.636
14	<b>3 POPOV</b> Maksimilian	Tatuus F4-T421	23.003
15	<b>23 FRANCO</b> Reno	Tatuus F4-T421	24.163
16	<b>22 FREY</b> Enea	Tatuus F4-T421	25.885
17	<b>71 REHM</b> Maxim	Tatuus F4-T421	26.813
18	<b>19 ANURAG</b> Kabir	Tatuus F4-T421	27.532
19	<b>24 ZHANG</b> Shimo	Tatuus F4-T421	28.897
20	<b>88 HODENIUS</b> Lin	Tatuus F4-T421	29.329
21	<b>55 RODELLA</b> Alvise	Tatuus F4-T421	30.309
22	<b>73 OLIVIERI</b> Emanuele	Tatuus F4-T421	30.637
23	<b>77 YEH</b> Enzo	Tatuus F4-T421	31.044
24	<b>70 MRAD</b> Kamal	Tatuus F4-T421	31.665
25	<b>52 SAVINKOV</b> Oleksandr	Tatuus F4-T421	35.091
26	<b>37 FIORENTINO</b> Filippo	Tatuus F4-T421	43.577
27	<b>5 DOBRZANSKI</b> Wiktor	Tatuus F4-T421	44.018
28	<b>62 ROBINSON</b> Edward	Tatuus F4-T421	44.340
29	<b>11 VIISOREANU</b> Luca	Tatuus F4-T421	44.800
30	<b>54 HOLGUIN</b> Gabriel	Tatuus F4-T421	59.476
31	<b>29 BERREBY</b> Nathanael	Tatuus F4-T421	1'00.040
RET	<b>14 AL DHAHERI</b> Rashid	Tatuus F4-T421	10 Laps
RET	<b>49 PETROVIC</b> Andrej	Tatuus F4-T421	11 Laps
RET	<b>7 SAMMALISTO</b> Luka	Tatuus F4-T421	13 Laps
RET	<b>8 KOSTIC</b> Andrija	Tatuus F4-T421	
RET	<b>9 STACK</b> Everett	Tatuus F4-T421	

**SPEED**

1	<b>45 BEETON</b> Jack	Tatuus F4-T421	226,9
2	<b>7 SAMMALISTO</b> Luka	Tatuus F4-T421	226,9
3	<b>16 LARINI</b> Davide	Tatuus F4-T421	225,9
4	<b>88 HODENIUS</b> Lin	Tatuus F4-T421	225,9
5	<b>3 POPOV</b> Maksimilian	Tatuus F4-T421	225,5
6	<b>55 RODELLA</b> Alvise	Tatuus F4-T421	225,5
7	<b>11 VIISOREANU</b> Luca	Tatuus F4-T421	225,5
8	<b>36 JONSSON</b> Gustav	Tatuus F4-T421	225,0
9	<b>62 ROBINSON</b> Edward	Tatuus F4-T421	225,0
10	<b>71 REHM</b> Maxim	Tatuus F4-T421	224,1
11	<b>10 FERREIRA</b> Matheus	Tatuus F4-T421	224,1
12	<b>31 BOHRA</b> Akshay	Tatuus F4-T421	223,6
13	<b>52 SAVINKOV</b> Oleksandr	Tatuus F4-T421	223,6
14	<b>12 PRADEL</b> Gianmarco	Tatuus F4-T421	223,1
15	<b>70 MRAD</b> Kamal	Tatuus F4-T421	223,1
16	<b>49 PETROVIC</b> Andrej	Tatuus F4-T421	222,7
17	<b>21 ISCHER</b> Ethan	Tatuus F4-T421	222,7
18	<b>19 ANURAG</b> Kabir	Tatuus F4-T421	222,7
19	<b>22 FREY</b> Enea	Tatuus F4-T421	222,2
20	<b>29 BERREBY</b> Nathanael	Tatuus F4-T421	222,2
21	<b>51 NAKAMURA-BERTA</b> Kean	Tatuus F4-T421	222,2
22	<b>8 KOSTIC</b> Andrija	Tatuus F4-T421	221,8
23	<b>73 OLIVIERI</b> Emanuele	Tatuus F4-T421	221,8
24	<b>24 ZHANG</b> Shimo	Tatuus F4-T421	220,9
25	<b>33 STOLCERMANIS</b> Tomass	Tatuus F4-T421	220,4
26	<b>50 GOWDA</b> Dion	Tatuus F4-T421	220,4
27	<b>77 YEH</b> Enzo	Tatuus F4-T421	220,4
28	<b>14 AL DHAHERI</b> Rashid	Tatuus F4-T421	220,4
29	<b>6 YAMAKOSHI</b> Hiyu	Tatuus F4-T421	220,4
30	<b>80 POWELL</b> Alex	Tatuus F4-T421	220,4
31	<b>54 HOLGUIN</b> Gabriel	Tatuus F4-T421	220,4
32	<b>23 FRANCO</b> Reno	Tatuus F4-T421	220,0
33	<b>9 STACK</b> Everett	Tatuus F4-T421	219,5
34	<b>5 DOBRZANSKI</b> Wiktor	Tatuus F4-T421	219,5
35	<b>37 FIORENTINO</b> Filippo	Tatuus F4-T421	219,1
36	<b>27 SLATER</b> Freddie	Tatuus F4-T421	216,4

**SEG. 1**

1	<b>22 FREY</b> Enea	12.891
2	<b>16 LARINI</b> Davide	12.928
3	<b>11 VIISOREANU</b> Luca	12.945
4	<b>10 FERREIRA</b> Matheus	12.952
5	<b>55 RODELLA</b> Alvise	12.962
6	<b>77 YEH</b> Enzo	12.965
7	<b>23 FRANCO</b> Reno	12.977
8	<b>45 BEETON</b> Jack	12.997
9	<b>52 SAVINKOV</b> Oleksandr	13.004
10	<b>71 REHM</b> Maxim	13.018
11	<b>19 ANURAG</b> Kabir	13.021
12	<b>73 OLIVIERI</b> Emanuele	13.025
13	<b>88 HODENIUS</b> Lin	13.036
14	<b>3 POPOV</b> Maksimilian	13.043
15	<b>14 AL DHAHERI</b> Rashid	13.044
16	<b>36 JONSSON</b> Gustav	13.052
17	<b>50 GOWDA</b> Dion	13.055
18	<b>31 BOHRA</b> Akshay	13.065
19	<b>70 MRAD</b> Kamal	13.071
20	<b>24 ZHANG</b> Shimo	13.077
21	<b>51 NAKAMURA-BERTA</b> Ke	13.093
22	<b>5 DOBRZANSKI</b> Wiktor	13.100
23	<b>54 HOLGUIN</b> Gabriel	13.101
24	<b>21 ISCHER</b> Ethan	13.108
25	<b>33 STOLCERMANIS</b> Tomass	13.111
26	<b>49 PETROVIC</b> Andrej	13.126
27	<b>6 YAMAKOSHI</b> Hiyu	13.133
28	<b>62 ROBINSON</b> Edward	13.137
29	<b>29 BERREBY</b> Nathanael	13.154
30	<b>7 SAMMALISTO</b> Luka	13.160
31	<b>12 PRADEL</b> Gianmarco	13.167
32	<b>37 FIORENTINO</b> Filippo	13.236
33	<b>27 SLATER</b> Freddie	13.237
34	<b>80 POWELL</b> Alex	13.245
35	<b>8 KOSTIC</b> Andrija	22.682
36	<b>9 STACK</b> Everett	23.220

**SEG. 2**

1	<b>27 SLATER</b> Freddie	32.593
2	<b>3 POPOV</b> Maksimilian	32.679
3	<b>6 YAMAKOSHI</b> Hiyu	32.711
4	<b>80 POWELL</b> Alex	32.756
5	<b>33 STOLCERMANIS</b> Tomas	32.782
6	<b>45 BEETON</b> Jack	32.796
7	<b>50 GOWDA</b> Dion	32.806
8	<b>31 BOHRA</b> Akshay	32.809
9	<b>22 FREY</b> Enea	32.816
10	<b>10 FERREIRA</b> Matheus	32.824
11	<b>12 PRADEL</b> Gianmarco	32.826
12	<b>36 JONSSON</b> Gustav	32.842
13	<b>16 LARINI</b> Davide	32.843
14	<b>21 ISCHER</b> Ethan	32.850
15	<b>71 REHM</b> Maxim	32.867
16	<b>51 NAKAMURA-BERTA</b> Ke	32.875
17	<b>24 ZHANG</b> Shimo	32.950
18	<b>73 OLIVIERI</b> Emanuele	32.951
19	<b>88 HODENIUS</b> Lin	32.952
20	<b>70 MRAD</b> Kamal	32.963
21	<b>55 RODELLA</b> Alvise	32.970
22	<b>19 ANURAG</b> Kabir	32.986
23	<b>23 FRANCO</b> Reno	33.006
24	<b>62 ROBINSON</b> Edward	33.015
25	<b>52 SAVINKOV</b> Oleksandr	33.048
26	<b>77 YEH</b> Enzo	33.064
27	<b>11 VIISOREANU</b> Luca	33.125
28	<b>54 HOLGUIN</b> Gabriel	33.220
29	<b>5 DOBRZANSKI</b> Wiktor	33.252
30	<b>29 BERREBY</b> Nathanael	33.254
31	<b>37 FIORENTINO</b> Filippo	33.391
32	<b>7 SAMMALISTO</b> Luka	33.464
33	<b>49 PETROVIC</b> Andrej	33.516
34	<b>14 AL DHAHERI</b> Rashid	33.704

**SEG. 3**

1	<b>27 SLATER</b> Freddie	28.154
2	<b>12 PRADEL</b> Gianmarco	28.297
3	<b>21 ISCHER</b> Ethan	28.336
4	<b>80 POWELL</b> Alex	28.338
5	<b>33 STOLCERMANIS</b> Tomas	28.374
6	<b>51 NAKAMURA-BERTA</b> Ke	28.381
7	<b>10 FERREIRA</b> Matheus	28.402
8	<b>3 POPOV</b> Maksimilian	28.458
9	<b>16 LARINI</b> Davide	28.459
10	<b>36 JONSSON</b> Gustav	28.464
11	<b>6 YAMAKOSHI</b> Hiyu	28.478
12	<b>50 GOWDA</b> Dion	28.478
13	<b>45 BEETON</b> Jack	28.510
14	<b>23 FRANCO</b> Reno	28.514
15	<b>31 BOHRA</b> Akshay	28.520
16	<b>19 ANURAG</b> Kabir	28.521
17	<b>52 SAVINKOV</b> Oleksandr	28.590
18	<b>73 OLIVIERI</b> Emanuele	28.597
19	<b>54 HOLGUIN</b> Gabriel	28.613
20	<b>71 REHM</b> Maxim	28.621
21	<b>55 RODELLA</b> Alvise	28.627
22	<b>77 YEH</b> Enzo	28.633
23	<b>24 ZHANG</b> Shimo	28.639
24	<b>22 FREY</b> Enea	28.666
25	<b>70 MRAD</b> Kamal	28.685
26	<b>88 HODENIUS</b> Lin	28.700
27	<b>11 VIISOREANU</b> Luca	28.782
28	<b>49 PETROVIC</b> Andrej	28.826
29	<b>62 ROBINSON</b> Edward	28.903
30	<b>29 BERREBY</b> Nathanael	28.915
31	<b>37 FIORENTINO</b> Filippo	28.916
32	<b>5 DOBRZANSKI</b> Wiktor	29.139
33	<b>14 AL DHAHERI</b> Rashid	29.141
34	<b>7 SAMMALISTO</b> Luka	29.296

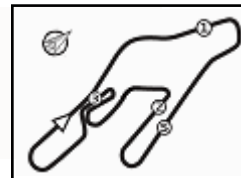
**SEG. 4**

1	<b>27 SLATER</b> Freddie	19.837
2	<b>31 BOHRA</b> Akshay	19.855
3	<b>21 ISCHER</b> Ethan	19.880
4	<b>50 GOWDA</b> Dion	19.895
5	<b>80 POWELL</b> Alex	19.896
6	<b>6 YAMAKOSHI</b> Hiyu	19.900
7	<b>12 PRADEL</b> Gianmarco	19.919
8	<b>51 NAKAMURA-BERTA</b> Ke	19.926
9	<b>36 JONSSON</b> Gustav	19.934
10	<b>10 FERREIRA</b> Matheus	19.949
11	<b>23 FRANCO</b> Reno	19.952
12	<b>33 STOLCERMANIS</b> Tomass	19.971
13	<b>45 BEETON</b> Jack	19.987
14	<b>16 LARINI</b> Davide	20.001
15	<b>3 POPOV</b> Maksimilian	20.018
16	<b>22 FREY</b> Enea	20.043
17	<b>52 SAVINKOV</b> Oleksandr	20.045
18	<b>77 YEH</b> Enzo	20.049
19	<b>71 REHM</b> Maxim	20.055
20	<b>19 ANURAG</b> Kabir	20.058
21	<b>88 HODENIUS</b> Lin	20.073
22	<b>24 ZHANG</b> Shimo	20.074
23	<b>55 RODELLA</b> Alvise	20.088
24	<b>70 MRAD</b> Kamal	20.089
25	<b>11 VIISOREANU</b> Luca	20.092
26	<b>73 OLIVIERI</b> Emanuele	20.093
27	<b>62 ROBINSON</b> Edward	20.156
28	<b>5 DOBRZANSKI</b> Wiktor	20.184
29	<b>37 FIORENTINO</b> Filippo	20.195
30	<b>54 HOLGUIN</b> Gabriel	20.202
31	<b>49 PETROVIC</b> Andrej	20.389
32	<b>29 BERREBY</b> Nathanael	20.399
33	<b>14 AL DHAHERI</b> Rashid	20.432
34	<b>7 SAMMALISTO</b> Luka	20.658





6.5



# ACI Racing Weekend Vallelunga, 15-16 Giugno 2024 Italian F4 Championship - Chronological Analysis Race 2

Vallelunga 4.085 m

Start at 9:03'47.602

1 / 6

3 M. POPOV (1'34.372)								7 L. SAMMALISTO (1'36.578)							
Lap	Seg.1	Seg.2	Seg.3	Seg.4	Lap Time	km/h	Local Time	Lap	Seg.1	Seg.2	Seg.3	Seg.4	Lap Time	km/h	Local Time
1		34.489	31.127	34.670	2'01.070	217,3	9:05'48.672	1		34.232	30.652	31.395	1'56.438	221,8	9:05'44.040
2	29.579	1'16.200	43.264	31.976	3'01.019	87,1	9:08'49.691	2	30.671	1'15.602	43.626	30.902	3'00.801	88,3	9:08'44.841
3	21.007	53.987	36.934	27.455	2'19.383	155,8	9:11'09.074	3	22.182	53.354	37.537	26.564	2'19.637	131,2	9:11'04.478
4	19.270	45.591	51.243	23.189	2'19.293	142,5	9:13'28.367	4	19.985	45.104	53.300	24.253	2'22.642	179,7	9:13'27.120
5	13.088	33.346	29.299	20.424	1'36.157	<b>225,5</b>	9:15'04.524	5	<b>13.160</b>	<b>33.464</b>	<b>29.296</b>	<b>20.658</b>	<b>1'36.578</b>	<b>226,9</b>	9:15'03.698
6	<b>13.043</b>	35.461	30.076	20.647	1'39.227	213,0	9:16'43.751	6	13.315						
7	13.131	33.021	29.339	20.921	1'36.412	219,1	9:18'20.163								
8	13.111	33.648	30.030	20.644	1'37.433	218,6	9:19'57.596								
9	13.070	33.185	29.245	20.310	1'35.810	223,1	9:21'33.406								
10	13.334	33.107	28.469	20.173	1'35.083	218,6	9:23'08.489								
11	13.156	32.735	28.869	20.124	1'34.884	220,4	9:24'43.373								
12	13.085	32.959	28.797	20.181	1'35.022	219,5	9:26'18.395								
13	13.206	32.871	28.611	20.019	1'34.707	216,9	9:27'53.102								
14	13.197	32.812	28.518	20.036	1'34.563	217,3	9:29'27.665								
15	13.110	32.838	28.576	20.030	1'34.554	219,1	9:31'02.219								
16	13.193	32.860	28.627	<b>20.018</b>	1'34.698	217,3	9:32'36.917								
17	13.166	<b>32.679</b>	<b>28.458</b>	20.069	<b>1'34.372</b>	219,1	9:34'11.289								
18	13.276	32.724	28.580	20.049	1'34.629	216,4	9:35'45.918								
							Race Time 31'58.316								

Race Time 11'16.096

### 8 A. KOSTIC

Lap	Seg.1	Seg.2	Seg.3	Seg.4	Lap Time	km/h	Local Time
1					<b>221,8</b>		
							Race Time 9.:62'.3.8

### 9 E. STACK

Lap	Seg.1	Seg.2	Seg.3	Seg.4	Lap Time	km/h	Local Time
1					<b>219,5</b>		
							Race Time 9.:62'.3.8

### 10 M. FERREIRA (1'34.338)

Lap	Seg.1	Seg.2	Seg.3	Seg.4	Lap Time	km/h	Local Time
1		34.005	29.743	29.571	1'52.587	219,5	9:05'40.189
2	31.549	1'14.755	44.026	31.494	3'01.824	95,8	9:08'42.013
3	21.851	52.802	37.538	26.456	2'18.647	157,0	9:11'00.660
4	20.329	44.961	54.903	24.839	2'25.032	174,5	9:13'25.692
5	13.134	33.161	29.063	20.220	1'35.578	223,1	9:15'01.270
6	13.107	33.028	28.676	20.122	1'34.933	223,6	9:16'36.203
7	13.085	32.955	28.584	20.095	1'34.719	221,3	9:18'10.922
8	13.050	33.017	28.458	20.029	1'34.554	223,6	9:19'45.476
9	13.058	32.908	28.531	20.084	1'34.581	223,1	9:21'20.057
10	13.112	32.900	28.542	<b>19.949</b>	1'34.503	222,2	9:22'54.560
11	13.099	32.827	<b>28.402</b>	20.010	<b>1'34.338</b>	222,7	9:24'28.898
12	13.021	32.909	28.556	20.057	1'34.543	220,4	9:26'03.441
13	13.024	32.878	28.539	19.999	1'34.440	223,6	9:27'37.881
14	13.012	<b>32.824</b>	28.661	19.996	1'34.493	222,7	9:29'12.374
15	12.991	32.892	28.663	20.016	1'34.562	<b>224,1</b>	9:30'46.936
16	13.030	32.915	28.613	20.020	1'34.578	221,3	9:32'21.514
17	<b>12.952</b>	33.349	28.631	19.978	1'34.910	222,2	9:33'56.424
18	13.060	32.919	28.507	19.963	1'34.449	223,6	9:35'30.873
							Race Time 31'43.271

### 11 L. VIISOREANU (1'35.585)

Lap	Seg.1	Seg.2	Seg.3	Seg.4	Lap Time	km/h	Local Time
1		35.079	40.352	38.429	2'16.278	224,1	9:06'03.880
2	27.650	1'17.741	45.282	29.630	3'00.303	150,4	9:09'04.183
3	20.751	56.213	37.063	24.567	2'18.594	119,3	9:11'22.777
4	21.520	47.321	41.279	21.646	2'11.766	135,7	9:13'34.543
5	13.076	34.600	29.356	20.707	1'37.739	224,1	9:15'12.282
6	<b>12.945</b>	33.555	29.294	20.636	1'36.430	223,1	9:16'48.712
7	13.278	33.705	29.046	20.274	1'36.303	223,6	9:18'25.015
8	13.032	33.171	29.191	20.191	<b>1'35.585</b>	222,2	9:20'00.600
9	13.016	33.542	30.049	21.060	1'37.667	222,7	9:21'38.267
10	13.446	33.723	<b>28.782</b>	<b>20.092</b>	1'36.043	220,0	9:23'14.310
11	13.131	<b>33.125</b>	29.787	20.524	1'36.567	225,0	9:24'50.877
12	13.124	33.676	29.441	20.307	1'36.548	222,7	9:26'27.425
13	13.125	33.347	29.221	20.497	1'36.190	222,2	9:28'03.615
14	13.070	33.768	29.524	20.196	1'36.558	223,6	9:29'40.173
15	13.062	33.737	29.663	20.317	1'36.779	<b>225,5</b>	9:31'16.952
16	13.056	34.315	29.269	20.392	1'37.032	220,4	9:32'53.984
17	13.108	33.732	29.497	20.486	1'36.823	224,1	9:34'30.807
18	13.046	34.003	29.387	20.472	1'36.908	220,4	9:36'07.715
							Race Time 32'20.113

### 12 G. PRADEL (1'34.311)

Lap	Seg.1	Seg.2	Seg.3	Seg.4	Lap Time	km/h	Local Time
1		34.249	30.636	31.029	1'55.558	<b>223,1</b>	9:05'43.160

5 W. DOBRZANSKI (1'36.034)							
Lap	Seg.1	Seg.2	Seg.3	Seg.4	Lap Time	km/h	Local Time
1		35.114	31.322	42.566	2'12.538	216,9	9:06'00.140
2	27.393	1'16.986	45.601	29.809	2'59.789	120,0	9:08'59.929
3	21.523	54.101	38.665	24.749	2'19.038	120,1	9:11'18.967
4	21.118	47.138	43.949	21.910	2'14.115	153,6	9:13'33.082
5	13.238	33.656	29.411	20.420	1'36.725	216,9	9:15'09.807
6	<b>13.100</b>	33.738	30.654	20.465	1'37.957	219,1	9:16'47.764
7	13.188	33.474	29.378	20.269	1'36.309	216,9	9:18'24.073
8	13.172	33.571	<b>29.139</b>	20.305	1'36.187	<b>219,5</b>	9:20'00.260
9	13.165	33.531	29.882	20.346	1'36.924	218,6	9:21'37.184
10	13.284	<b>33.252</b>	29.187	20.311	<b>1'36.034</b>	217,7	9:23'13.218
11	13.151	33.663	30.133	20.254	1'37.201	219,1	9:24'50.419
12	13.200	33.757	29.308	20.268	1'36.533	218,6	9:26'26.952
13	13.173	33.519	29.329	20.227	1'36.248	218,2	9:28'03.200
14	13.131	33.795	29.439	<b>20.184</b>	1'36.549	218,2	9:29'39.749
15	13.180	33.726	29.598	20.253	1'36.757	218,2	9:31'16.506
16	13.285	33.911	29.158	20.317	1'36.671	216,9	9:32'53.177
17	13.192	33.902	29.437	20.243	1'36.774	218,6	9:34'29.951
18	13.239	33.833	29.516	20.394	1'36.982	214,3	9:36'06.933
							Race Time 32'19.331

6 H. YAMAKOSHI (1'34.345)							
Lap	Seg.1	Seg.2	Seg.3	Seg.4	Lap Time	km/h	Local Time
1		34.024	29.195	29.443	1'51.571	216,0	9:05'39.173
2	31.610	1'14.388	44.023	31.942	3'01.963	98,9	9:08'41.136
3	21.836	52.599	37.712	26.280	2'18.427	137,2	9:10'59.563
4	20.459	44.786	55.329	24.894	2'25.468	167,7	9:13'25.031
5	13.177	33.174	28.892	20.110	1'35.353	<b>220,4</b>	9:15'00.384
6	13.205	32.867	28.709	20.040	1'34.821	219,1	9:16'35.205
7	13.191	32.948	28.661	19.985	1'34.785	218,6	9:18'09.990
8	13.206	32.738	<b>28.478</b>	19.923	<b>1'34.345</b>	219,1	9:19'44.335
9	13.177	32.776	28.554	19.976	1'34.483	219,5	9:21'18.818
10	13.185	<b>32.711</b>	28.567	19.964	1'34.427	219,1	9:22'53.245
11	13.167	32.975	28.496	<b>19.900</b>	1'34.538	219,5	9:24'27.783
12	13.147	32.853	28.645	19.946	1'34.591	<b>220,4</b>	9:26'02.374
13	<b>13.133</b>	32.858	28.644	19.935	1'34.570	219,5	9:27'36.944
14	13.150	32.748	28.574	19.936	1'34.408	220,0	9:29'11.352
15	13.155	32.804	28.561	19.925	1'34.445	220,0	9:30'45.797
16	13.159	32.815	28.638	19.907	1'34.519	219,1	9:32'20.316
17	13.137	32.750	28.573	19.918	1'34.378	219,5	9:33'54.694
18	13.157	32.785	28.598	19.958	1'34.498	219,5	9:35'29.192
							Race Time 31'41.590

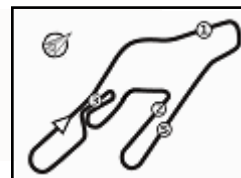
16/06/2024

P = Pits In/Out - C = Lap Time Cancelled

Powered by FICr PERUGIA TIMING







Vallelunga 4.085 m

# ACI Racing Weekend Vallelunga, 15-16 Giugno 2024

## Italian F4 Championship - Chronological Analysis Race 2

Start at 9:03'47.602

**2 / 6**

Lap	Seg.1	Seg.2	Seg.3	Seg.4	Lap Time	km/h	Local Time
2	30.677	1'15.774	43.498	31.049	3'00.998	89,9	9:08'44.158
3	22.119	53.441	37.666	26.271	2'19.497	140,1	9:11'03.655
4	20.140	45.138	53.627	24.280	2'23.185	173,6	9:13'26.840
5	13.207	33.292	29.251	20.318	1'36.068	220,4	9:15'02.908
6	13.222	32.957	28.673	20.038	1'34.890	221,3	9:16'37.798
7	13.220	33.062	28.507	20.111	1'34.900	220,4	9:18'12.698
8	13.244	32.938	28.516	20.059	1'34.757	219,1	9:19'47.455
9	13.221	32.848	28.491	20.074	1'34.634	220,9	9:21'22.089
10	13.208	32.881	28.530	20.117	1'34.736	220,9	9:22'56.825
11	13.225	32.867	<b>28.297</b>	20.135	1'34.524	220,9	9:24'31.349
12	13.201	32.921	28.388	19.996	1'34.506	220,4	9:26'05.855
13	13.205	<b>32.826</b>	28.455	20.071	1'34.557	219,1	9:27'40.412
14	13.210	33.090	28.397	20.007	1'34.704	220,0	9:29'15.116
15	13.229	32.877	28.363	19.944	1'34.413	219,5	9:30'49.529
16	13.202	32.831	28.359	<b>19.919</b>	<b>1'34.311</b>	220,0	9:32'23.840
17	<b>13.167</b>	32.903	28.497	19.969	1'34.536	220,9	9:33'58.376
18	13.194	32.974	28.500	20.079	1'34.747	220,4	9:35'33.123
Race Time 31'45.521							

**21 E. ISCHER (1'34.371)**

Lap	Seg.1	Seg.2	Seg.3	Seg.4	Lap Time	km/h	Local Time
1		34.100	29.644	30.004	1'53.326	<b>222,7</b>	9:05'40.928
2	31.298	1'14.946	43.937	31.247	3'01.428	95,3	9:08'42.356
3	22.108	52.750	37.603	26.289	2'18.750	154,7	9:11'01.106
4	20.505	45.074	54.628	24.715	2'24.922	170,3	9:13'26.028
5	13.162	33.203	29.083	20.252	1'35.700	220,4	9:15'01.728
6	13.128	32.939	28.712	20.183	1'34.962	220,4	9:16'36.690
7	13.147	32.903	28.562	20.085	1'34.697	219,5	9:18'11.387
8	13.109	32.916	28.584	20.090	1'34.699	220,4	9:19'46.086
9	13.166	32.900	28.526	20.071	1'34.663	218,2	9:21'20.749
10	13.186	32.942	28.518	19.974	1'34.620	217,7	9:22'55.369
11	13.184	<b>32.850</b>	<b>28.336</b>	20.001	<b>1'34.371</b>	218,6	9:24'29.740
12	13.173	32.875	28.448	20.003	1'34.499	218,2	9:26'04.239
13	13.152	32.951	28.463	19.917	1'34.483	217,7	9:27'38.722
14	13.150	32.876	28.439	20.045	1'34.510	218,6	9:29'13.232
15	13.148	32.897	28.522	<b>19.880</b>	1'34.447	218,2	9:30'47.679
16	13.120	32.915	28.626	19.962	1'34.623	218,6	9:32'22.302
17	13.121	32.893	28.634	20.032	1'34.680	220,4	9:33'56.982
18	<b>13.108</b>	32.934	28.902	20.001	1'34.945	219,5	9:35'31.927
Race Time 31'44.325							

**14 R. AL DHAHERI (1'36.637)**

Lap	Seg.1	Seg.2	Seg.3	Seg.4	Lap Time	km/h	Local Time
1		34.239	31.719	34.001	1'59.952	215,1	9:05'47.554
2	29.856	1'16.191	43.559	32.014	3'01.620	87,5	9:08'49.174
3	20.741	53.747	37.321	27.199	2'19.008	145,9	9:11'08.182
4	19.470	45.285	51.757	23.560	2'20.072	144,4	9:13'28.254
5	<b>13.044</b>	33.932	29.469	20.838	1'37.283	<b>220,4</b>	9:15'05.537
6	13.241	33.776	29.336	20.467	1'36.820	218,6	9:16'42.357
7	13.162	33.731	29.467	20.480	1'36.840	215,1	9:18'19.197
8	13.360	<b>33.704</b>	<b>29.141</b>	<b>20.432</b>	<b>1'36.637</b>	215,6	9:19'55.834
9	13.399	33.895	33.883		212,6		
Race Time 16'08.232							

**16 D. LARINI (1'34.659)**

Lap	Seg.1	Seg.2	Seg.3	Seg.4	Lap Time	km/h	Local Time
1		34.178	31.687	35.124	2'01.820	221,8	9:05'49.422
2	29.644	1'15.774	43.600	31.992	3'01.010	91,3	9:08'50.432
3	21.027	53.682	37.248	27.472	2'19.429	168,8	9:11'09.861
4	19.159	45.685	50.936	23.192	2'18.972	146,9	9:13'28.833
5	13.161	33.128	29.359	20.401	1'36.049	<b>225,9</b>	9:15'04.882
6	13.058	34.245	29.311	20.263	1'36.877	220,4	9:16'41.759
7	13.158	33.060	28.605	20.130	1'34.953	220,0	9:18'16.712
8	13.189	32.892	28.582	20.150	1'34.813	219,5	9:19'51.525
9	13.223	32.973	28.462	<b>20.001</b>	<b>1'34.659</b>	220,4	9:21'26.184
10	13.224	32.939	<b>28.459</b>	20.084	1'34.706	220,4	9:23'00.890
11	13.223	32.909	28.473	20.132	1'34.737	220,0	9:24'35.627
12	13.195	32.958	28.602	20.077	1'34.832	220,0	9:26'10.459
13	13.181	32.863	28.746	20.086	1'34.876	220,0	9:27'45.335
14	13.187	32.940	28.608	20.057	1'34.792	218,2	9:29'20.127
15	13.199	<b>32.843</b>	28.569	20.050	1'34.661	219,5	9:30'54.788
16	13.197	32.919	28.598	20.098	1'34.812	220,9	9:32'29.600
17	13.192	32.902	28.799	20.205	1'35.098	219,5	9:34'04.698
18	<b>12.928</b>	33.345	29.110	20.470	1'35.853	225,0	9:35'40.551
Race Time 31'52.949							

**22 E. FREY (1'34.961)**

Lap	Seg.1	Seg.2	Seg.3	Seg.4	Lap Time	km/h	Local Time
1		35.845	31.302	38.459	2'06.609	218,2	9:05'54.211
2	27.766	1'16.752	43.969	30.739	2'59.226	88,4	9:08'53.437
3	22.841	52.465	37.483	26.736	2'19.525	126,8	9:11'12.962
4	19.794	46.697	47.793	22.588	2'16.872	140,6	9:13'29.834
5	<b>12.891</b>	34.088	29.275	20.125	1'36.379	<b>222,2</b>	9:15'06.213
6	13.027	33.803	29.896	20.300	1'37.026	<b>222,2</b>	9:16'43.239
7	13.019	33.308	29.605	20.584	1'36.516	220,0	9:18'19.755
8	13.070	33.956	29.415	20.204	1'36.645	218,6	9:19'56.400
9	13.094	33.398	28.829	20.121	1'35.442	215,6	9:21'31.842
10	13.186	33.068	<b>28.666</b>	20.070	1'34.990	216,9	9:23'06.832
11	13.163	<b>32.816</b>	28.945	20.061	1'34.985	218,2	9:24'41.817
12	13.149	32.841	29.049	20.086	1'35.125	217,7	9:26'16.942
13	13.125	32.971	28.822	<b>20.043</b>	<b>1'34.961</b>	217,7	9:27'51.903
14	13.126	32.949	29.054	20.100	1'35.229	218,2	9:29'27.132
15	13.161	32.953	29.404	20.140	1'35.658	217,3	9:31'02.790
16	13.039	33.217	29.143	20.104	1'35.503	217,7	9:32'38.293
17	13.156	32.984	28.986	20.104	1'35.230	217,7	9:34'13.523
18	13.159	33.019	29.048	20.051	1'35.277	217,7	9:35'48.800
Race Time 32'01.198							

**19 K. ANURAG (1'35.034)**

Lap	Seg.1	Seg.2	Seg.3	Seg.4	Lap Time	km/h	Local Time
1		34.395	31.223	36.318	2'02.997	<b>222,7</b>	9:05'50.599
2	29.289	1'16.064	43.272	31.947	3'00.572	90,7	9:08'51.171
3	20.944	53.831	37.630	27.218	2'19.623	144,2	9:11'10.794
4	19.787	45.231	50.314	23.086	2'18.418	151,5	9:13'29.212
5	13.219	34.657	29.900	20.532	1'38.308	214,3	9:15'07.520
6	13.265	33.272	29.601	20.589	1'36.727	219,5	9:16'44.247
7	<b>13.021</b>	33.577	29.311	20.462	1'36.371	220,9	9:18'20.618
8	13.118	33.713	29.393	20.444	1'36.668	220,9	9:19'57.286
9	13.183	33.264	29.187	20.412	1'36.046	221,8	9:21'33.332
10	13.403	33.599	28.822	20.105	1'35.929	220,9	9:23'09.261

**23 R. FRANCO (1'34.871)**

Lap	Seg.1	Seg.2	Seg.3	Seg.4	Lap Time	km/h	Local Time
1		34.841	31.034	38.825	2'06.039	219,1	9:05'53.641
2	27.720	1'16.297	43.791	31.601	2'59.409	77,9	9:08'53.050
3	22.256	52.403	37.804	26.654	2'19.117	124,6	9:11'12.167
4	20.160	46.413	48.229	22.680	2'17.482	136,4	9:13'29.649
5	<b>12.977</b>	33.845	28.937	20.343	1'36.102	<b>220,0</b>	9:15'05.751
6	13.096	33.930	29.867	20.125	1'37.018	<b>220,0</b>	9:16'42.769
7	13.056	33.420	29.780	20.368	1'36.624	<b>220,0</b>	9:18'19.393
8	13.259	33.833	29.131	20.380	1'36.603	216,0	9:19'55.996
9	13.245	33.195	28.545	<b>19.952</b>	1'34.937	213,9	9:21'30.933
10	13.332	<b>33.006</b>	28.515	20.018	<b>1'34.871</b>	215,1	9:23'05.804

16/06/2024

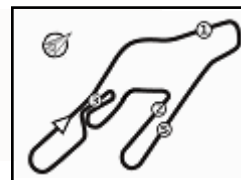
P = Pits In/Out - C = Lap Time Cancelled

Powered by FICr PERUGIA TIMING





6.5



Vallelunga 4.085 m

# ACI Racing Weekend Vallelunga, 15-16 Giugno 2024 Italian F4 Championship - Chronological Analysis Race 2

Start at 9:03'47.602

3 / 6

11	13.313	33.079	<b>28.514</b>	19.989	1'34.895	214,7	9:24'40.699	11	13.289	45.555	29.382	20.779	1'49.005	204,9	9:25'05.147		
12	13.283	33.060	28.777	20.011	1'35.131	214,7	9:26'15.830	12	13.558	33.615	28.986	20.709	1'36.868	211,8	9:26'42.015		
13	13.277	33.162	28.600	20.075	1'35.114	214,3	9:27'50.944	13	13.508	33.692	29.057	20.545	1'36.802	210,9	9:28'18.817		
14	13.287	33.047	28.595	19.987	1'34.916	215,6	9:29'25.860	14	13.444	33.622	29.378	20.427	1'36.871	212,6	9:29'55.688		
15	13.259	33.063	28.622	19.979	1'34.923	215,1	9:31'00.783	15	13.460	33.440	29.010	20.409	1'36.319	213,4	9:31'32.007		
16	13.274	33.045	28.663	20.042	1'35.024	215,1	9:32'35.807	16	13.463	33.656	29.118	20.495	1'36.732	210,5	9:33'08.739		
17	13.279	33.146	29.391	20.225	1'36.041	215,6	9:34'11.848	17	13.448	33.459	29.125	20.442	1'36.474	211,8	9:34'45.213		
18	13.145	33.072	28.882	20.131	1'35.230	219,1	9:35'47.078	18	13.463	34.596	29.284	<b>20.399</b>	1'37.742	209,3	9:36'22.955		
								Race Time 31'59.476									Race Time 32'35.353

### 24 S. ZHANG (1'34.951)

### 31 A. BOHRA (1'34.380)

Lap	Seg.1	Seg.2	Seg.3	Seg.4	Lap Time	km/h	Local Time	Lap	Seg.1	Seg.2	Seg.3	Seg.4	Lap Time	km/h	Local Time		
1		35.450	31.101	40.103	2'08.494	216,9	9:05'56.096	1		34.128	30.318	30.550	1'54.351	<b>223,6</b>	9:05'41.953		
2	27.216	1'16.792	44.390	30.365	2'58.763	101,5	9:08'54.859	2	30.826	1'15.162	43.818	31.212	3'01.018	95,9	9:08'42.971		
3	22.637	52.544	38.304	26.309	2'19.794	129,5	9:11'14.653	3	22.265	52.944	37.695	26.487	2'19.391	150,6	9:11'02.362		
4	19.540	46.971	47.136	22.127	2'15.774	139,2	9:13'30.427	4	20.318	44.842	54.241	24.535	2'23.936	172,8	9:13'26.298		
5	<b>13.077</b>	33.860	30.302	20.572	1'37.811	217,3	9:15'08.238	5	13.166	33.462	29.214	20.149	1'35.991	219,5	9:15'02.289		
6	13.170	33.268	29.324	20.589	1'36.351	218,2	9:16'44.589	6	13.200	32.906	28.699	20.032	1'34.837	221,3	9:16'37.126		
7	13.106	33.613	29.129	20.498	1'36.346	216,9	9:18'20.935	7	13.121	32.967	28.723	19.995	1'34.806	221,8	9:18'11.932		
8	13.097	33.711	29.460	20.650	1'36.918	<b>220,9</b>	9:19'57.853	8	13.146	32.891	28.653	20.030	1'34.720	220,9	9:19'46.652		
9	13.142	33.413	29.053	20.365	1'35.973	219,1	9:21'33.826	9	13.169	33.025	28.653	19.931	1'34.778	220,4	9:21'21.430		
10	13.157	33.791	29.115	20.195	1'36.258	218,2	9:23'10.084	10	13.181	32.916	28.637	19.918	1'34.652	220,9	9:22'56.082		
11	13.235	33.059	<b>28.639</b>	20.086	1'35.019	216,9	9:24'45.103	11	13.168	32.844	28.527	19.937	1'34.476	220,9	9:24'30.558		
12	13.169	32.990	28.854	20.223	1'35.236	217,7	9:26'20.339	12	13.131	32.867	<b>28.520</b>	19.922	1'34.440	221,3	9:26'04.998		
13	13.174	33.080	28.766	20.255	1'35.275	218,2	9:27'55.614	13	13.144	<b>32.809</b>	28.645	19.892	1'34.490	220,9	9:27'39.488		
14	13.226	33.073	28.789	<b>20.074</b>	1'35.162	218,2	9:29'30.776	14	13.147	32.820	28.548	19.865	<b>1'34.380</b>	219,1	9:29'13.868		
15	13.181	32.970	28.699	20.101	<b>1'34.951</b>	216,4	9:31'05.727	15	13.112	32.946	28.637	19.911	1'34.606	220,9	9:30'48.474		
16	13.190	33.053	28.699	20.104	1'35.046	218,2	9:32'40.773	16	13.130	32.887	28.710	19.871	1'34.598	220,4	9:32'23.072		
17	13.141	<b>32.950</b>	28.933	20.250	1'35.274	218,6	9:34'16.047	17	13.120	32.832	28.578	<b>19.855</b>	1'34.385	216,9	9:33'57.457		
18	13.220	33.181	29.206	20.158	1'35.765	217,3	9:35'51.812	18	<b>13.065</b>	32.894	28.769	20.145	1'34.873	222,7	9:35'32.330		
								Race Time 32'04.210									Race Time 31'44.728

### 27 F. SLATER (1'33.889)

### 33 T. STOLCERMANIS (1'34.436)

Lap	Seg.1	Seg.2	Seg.3	Seg.4	Lap Time	km/h	Local Time	Lap	Seg.1	Seg.2	Seg.3	Seg.4	Lap Time	km/h	Local Time		
1		33.715	28.647	29.440	1'50.548	214,7	9:05'38.150	1		34.099	29.523	29.405	1'52.063	213,0	9:05'39.665		
2	31.229	1'14.251	44.467	31.804	3'01.751	95,2	9:08'39.901	2	31.474	1'14.747	44.108	31.662	3'01.991	91,1	9:08'41.656		
3	21.980	52.131	37.967	26.579	2'18.657	139,5	9:10'58.558	3	21.932	52.559	37.588	26.419	2'18.498	146,7	9:11'00.154		
4	20.589	44.392	55.826	24.831	2'25.638	178,8	9:13'24.196	4	20.489	44.775	55.090	24.826	2'25.180	173,6	9:13'25.334		
5	13.394	32.779	28.427	19.926	1'34.526	215,6	9:14'58.722	5	13.125	33.246	28.924	20.196	1'35.491	<b>220,4</b>	9:15'00.825		
6	13.333	32.767	28.288	19.946	1'34.334	215,6	9:16'33.056	6	13.147	33.056	28.675	20.066	1'34.944	218,2	9:16'35.769		
7	13.315	32.652	28.215	19.896	1'34.078	214,3	9:18'07.134	7	13.138	32.889	28.617	20.125	1'34.769	216,4	9:18'10.538		
8	13.335	32.716	<b>28.154</b>	19.848	1'34.053	215,6	9:19'41.187	8	13.162	32.889	28.436	20.051	1'34.538	216,9	9:19'45.076		
9	13.341	32.742	28.213	19.921	1'34.217	213,4	9:21'15.404	9	13.200	32.873	<b>28.374</b>	20.053	1'34.500	216,4	9:21'19.576		
10	13.317	32.721	28.266	19.876	1'34.180	215,1	9:22'49.584	10	13.206	32.854	28.384	19.992	<b>1'34.436</b>	216,4	9:22'54.012		
11	13.293	32.720	28.237	19.889	1'34.139	215,6	9:24'23.723	11	13.187	32.820	28.445	20.007	1'34.459	217,7	9:24'28.471		
12	13.284	32.712	28.187	19.956	1'34.139	<b>216,4</b>	9:25'57.862	12	13.139	32.931	28.423	20.027	1'34.520	216,9	9:26'02.991		
13	13.262	32.740	28.509	19.963	1'34.474	216,0	9:27'32.336	13	13.126	32.879	28.484	20.026	1'34.515	216,9	9:27'37.506		
14	13.260	32.844	28.373	20.000	1'34.477	216,0	9:29'06.813	14	<b>13.111</b>	32.855	28.471	20.032	1'34.469	218,2	9:29'11.975		
15	13.247	32.739	28.286	19.838	1'34.110	214,3	9:30'40.923	15	13.123	32.869	28.489	20.017	1'34.498	216,9	9:30'46.473		
16	13.245	32.621	28.185	19.838	<b>1'33.889</b>	216,0	9:32'14.812	16	13.128	32.944	28.649	19.982	1'34.703	215,6	9:32'21.176		
17	13.256	32.668	28.217	<b>19.837</b>	1'33.978	214,3	9:33'48.790	17	13.159	33.141	28.487	<b>19.971</b>	1'34.758	215,6	9:33'55.934		
18	<b>13.237</b>	<b>32.593</b>	28.373	19.922	1'34.125	214,7	9:35'22.915	18	13.214	<b>32.782</b>	28.444	20.003	1'34.443	216,9	9:35'30.377		
								Race Time 31'35.313									Race Time 31'42.775

### 29 N. BERREBY (1'35.990)

### 36 G. JONSSON (1'34.536)

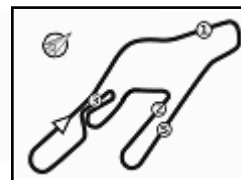
Lap	Seg.1	Seg.2	Seg.3	Seg.4	Lap Time	km/h	Local Time	Lap	Seg.1	Seg.2	Seg.3	Seg.4	Lap Time	km/h	Local Time
1		34.996	32.667	42.584	2'14.158	217,3	9:06'01.760	1		34.462	30.504	32.405	1'57.644	222,2	9:05'45.246
2	28.103	1'16.654	46.265	29.788	3'00.810	140,8	9:09'02.570	2	30.171	1'15.488	43.970	31.529	3'01.158	92,7	9:08'46.404
3	20.645	55.366	37.682	25.041	2'18.734	134,2	9:11'21.304	3	21.772	53.069	37.619	26.884	2'19.344	152,8	9:11'05.748
4	21.072	47.183	42.710	21.823	2'12.788	137,8	9:13'34.092	4	19.997	45.011	52.499	24.015	2'21.522	151,9	9:13'27.270
5	<b>13.154</b>	35.299	29.752	20.588	1'38.793	213,4	9:15'12.885	5	<b>13.052</b>	33.169	29.309	21.040	1'36.570	<b>225,0</b>	9:15'03.840
6	13.170	33.508	29.749	20.567	1'36.994	<b>222,2</b>	9:16'49.879	6	13.260	33.275	28.677	20.075	1'35.287	221,8	9:16'39.127
7	13.274	34.048	29.673	20.433	1'37.428	212,6	9:18'27.307	7	13.180	32.994	28.652	20.040	1'34.866	219,5	9:18'13.993
8	13.262	33.456	29.060	20.455	1'36.233	216,4	9:20'03.540	8	13.214	32.999	28.554	19.981	1'34.748	218,6	9:19'48.741
9	13.287	<b>33.254</b>	<b>28.915</b>	20.534	<b>1'35.990</b>	215,6	9:21'39.530	9	13.211	<b>32.842</b>	28.591	19.971	1'34.635	219,1	9:21'23.376
10	13.275	33.661	29.075	20.601	1'36.612	216,4	9:23'16.142	10	13.210	32.865	28.472	19.989	<b>1'34.536</b>	219,1	9:22'57.912

16/06/2024

P = Pits In/Out - C = Lap Time Cancelled

Powered by FICr PERUGIA TIMING





# ACI Racing Weekend Vallelunga, 15-16 Giugno 2024

## Italian F4 Championship - Chronological Analysis Race 2

Start at 9:03'47.602

11	13.212	32.992	28.475	20.004	1'34.683	219,1	9:24'32.595
12	13.206	33.046	28.635	<b>19.934</b>	1'34.821	218,2	9:26'07.416
13	13.234	32.981	28.488	19.946	1'34.649	218,2	9:27'42.065
14	13.245	32.945	<b>28.464</b>	19.938	1'34.592	218,2	9:29'16.657
15	13.234	32.884	28.469	20.025	1'34.612	218,2	9:30'51.269
16	13.214	33.005	28.500	20.167	1'34.886	218,6	9:32'26.155
17	13.267	33.129	28.640	19.996	1'35.032	216,9	9:34'01.187
18	13.274	32.936	28.669	20.061	1'34.940	217,3	9:35'36.127
Race Time 31'48.525							

50 D. GOWDA (1'34.414)							
Lap	Seg.1	Seg.2	Seg.3	Seg.4	Lap Time	km/h	Local Time
1		34.093	30.182	30.921	1'55.070	214,7	9:05'42.672
2	30.673	1'15.435	43.744	31.174	3'01.026	92,6	9:08'43.698
3	21.953	53.149	37.861	26.317	2'19.280	145,0	9:11'02.978
4	20.394	44.910	53.899	24.349	2'23.552	160,7	9:13'26.530
5	13.088	33.367	29.754	20.803	1'37.012	215,1	9:15'03.542
6	13.315	33.074	28.636	19.970	1'34.995	216,0	9:16'38.537
7	13.203	32.979	28.556	20.027	1'34.765	216,9	9:18'13.302
8	13.170	32.947	28.625	19.965	1'34.707	216,4	9:19'48.009
9	13.159	32.989	28.586	19.994	1'34.728	216,0	9:21'22.737
10	13.201	<b>32.806</b>	28.492	19.915	<b>1'34.414</b>	217,3	9:22'57.151
11	<b>13.055</b>	33.039	28.620	19.969	1'34.683	<b>220,4</b>	9:24'31.834
12	13.088	33.016	28.526	<b>19.895</b>	1'34.525	219,1	9:26'06.359
13	13.104	33.073	28.484	19.959	1'34.620	218,2	9:27'40.979
14	13.116	32.976	28.556	19.951	1'34.599	218,6	9:29'15.578
15	13.072	33.037	28.547	19.968	1'34.624	218,2	9:30'50.202
16	13.155	32.855	<b>28.478</b>	19.941	1'34.429	218,2	9:32'24.631
17	13.144	32.829	28.559	19.923	1'34.455	216,9	9:33'59.086
18	13.154	32.921	28.659	19.944	1'34.678	219,1	9:35'33.764
Race Time 31'46.162							

37 F. FIORENTINO (1'36.230)							
Lap	Seg.1	Seg.2	Seg.3	Seg.4	Lap Time	km/h	Local Time
1		35.185	31.564	42.723	2'13.000	217,3	9:06'00.602
2	27.846	1'16.613	46.037	29.556	3'00.052	125,1	9:09'00.654
3	21.501	54.390	38.127	25.301	2'19.319	119,6	9:11'19.973
4	20.708	47.257	43.534	21.944	2'13.443	146,5	9:13'33.416
5	<b>13.236</b>	33.898	29.637	20.445	1'37.216	218,6	9:15'10.632
6	13.326	<b>33.391</b>	29.640	20.305	1'36.662	216,4	9:16'47.294
7	13.297	33.417	29.071	20.468	1'36.253	216,0	9:18'23.547
8	13.378	33.412	<b>28.916</b>	20.524	<b>1'36.230</b>	213,4	9:19'59.777
9	13.270	33.652	29.208	20.441	1'36.571	216,4	9:21'36.348
10	13.322	33.393	29.183	20.496	1'36.394	213,9	9:23'12.742
11	13.352	33.681	29.056	20.662	1'36.751	<b>219,1</b>	9:24'49.493
12	13.473	33.988	29.111	20.378	1'36.950	212,2	9:26'26.443
13	13.289	33.638	29.025	20.366	1'36.318	214,7	9:28'02.761
14	13.403	33.755	29.014	<b>20.195</b>	1'36.367	215,1	9:29'39.128
15	13.407	33.923	29.408	20.341	1'37.079	215,1	9:31'16.207
16	13.445	33.652	29.038	20.415	1'36.550	212,2	9:32'52.757
17	13.502	33.801	29.110	20.263	1'36.676	217,7	9:34'29.433
18	13.473	33.977	29.360	20.249	1'37.059	213,9	9:36'06.492
Race Time 32'18.890							

51 K. NAKAMURA-BERTA (1'34.502)							
Lap	Seg.1	Seg.2	Seg.3	Seg.4	Lap Time	km/h	Local Time
1		34.182	31.024	33.660	1'59.530	<b>222,2</b>	9:05'47.132
2	29.703	1'15.907	43.537	31.894	3'01.041	88,7	9:08'48.173
3	21.204	53.551	37.539	26.866	2'19.160	145,9	9:11'07.333
4	19.764	45.164	51.927	23.715	2'20.570	146,5	9:13'27.903
5	13.097	33.469	29.254	20.449	1'36.269	218,6	9:15'04.172
6	<b>13.093</b>	34.460	28.683	20.064	1'36.300	213,0	9:16'40.472
7	13.229	32.913	<b>28.381</b>	19.990	1'34.513	216,0	9:18'14.985
8	13.224	<b>32.875</b>	28.461	19.952	1'34.512	216,9	9:19'49.497
9	13.212	32.950	28.595	<b>19.926</b>	1'34.683	215,1	9:21'24.180
10	13.216	32.905	28.419	19.962	<b>1'34.502</b>	216,9	9:22'58.682
11	13.191	32.971	28.513	20.021	1'34.696	216,4	9:24'33.378
12	13.174	32.941	28.660	20.011	1'34.786	216,4	9:26'08.164
13	13.153	32.973	28.570	20.058	1'34.754	217,3	9:27'42.918
14	13.174	33.032	28.500	20.043	1'34.749	216,4	9:29'17.667
15	13.191	32.963	28.770	19.951	1'34.875	216,0	9:30'52.542
16	13.202	33.080	28.944	20.015	1'35.241	215,6	9:32'27.783
17	13.218	32.884	29.018	21.075	1'36.195	215,1	9:34'03.978
18	13.276	33.075	28.883	20.055	1'35.289	214,7	9:35'39.267
Race Time 31'51.665							

45 J. BEETON (1'34.449)							
Lap	Seg.1	Seg.2	Seg.3	Seg.4	Lap Time	km/h	Local Time
1		34.805	30.472	33.052	1'58.692	224,1	9:05'46.294
2	29.802	1'15.896	43.618	31.722	3'01.038	92,2	9:08'47.332
3	21.606	53.243	37.452	26.718	2'19.019	156,7	9:11'06.351
4	20.192	45.145	52.117	23.794	2'21.248	148,6	9:13'27.599
5	13.036	33.508	29.270	20.548	1'36.362	<b>226,9</b>	9:15'03.961
6	13.235	34.792	28.980	20.059	1'37.066	217,7	9:16'41.027
7	13.082	32.950	28.616	20.010	1'34.658	221,8	9:18'15.685
8	13.107	<b>32.796</b>	28.542	20.004	<b>1'34.449</b>	222,2	9:19'50.134
9	13.092	32.915	28.587	20.018	1'34.612	222,2	9:21'24.746
10	13.101	32.915	28.627	20.191	1'34.834	221,8	9:22'59.580
11	13.157	32.853	<b>28.510</b>	<b>19.987</b>	1'34.507	221,3	9:24'34.087
12	13.080	33.022	28.532	20.000	1'34.634	221,8	9:26'08.721
13	13.028	32.954	28.683	20.128	1'34.793	223,1	9:27'43.514
14	13.068	32.965	28.544	20.187	1'34.764	223,6	9:29'18.278
15	13.043	32.944	28.597	20.124	1'34.708	222,2	9:30'52.986
16	<b>12.997</b>	33.002	29.197	20.130	1'35.326	222,7	9:32'28.312
17	13.020	33.040	28.633	21.446	1'36.139	222,7	9:34'04.451
18	13.089	33.289	29.095	20.321	1'35.794	220,9	9:35'40.245
Race Time 31'52.643							

52 O. SAVINKOV (1'35.166)							
Lap	Seg.1	Seg.2	Seg.3	Seg.4	Lap Time	km/h	Local Time
1		43.665	35.192	1'09.506	2'51.166P	219,1	9:06'38.768
2	18.234	53.124	45.738	29.309	2'26.405P	161,0	9:09'05.173
3	21.012	56.199	36.291	25.448	2'18.950	120,5	9:11'24.123
4	21.079	47.178	40.848	21.560	2'10.665	141,4	9:13'34.788
5	<b>13.004</b>	34.162	29.285	20.763	1'37.214	221,8	9:15'12.002
6	13.177	34.128	29.241	20.483	1'37.029	221,3	9:16'49.031
7	13.048	34.123	29.036	20.154	1'36.361	<b>223,6</b>	9:18'25.392
8	13.071	33.191	29.207	20.238	1'35.707	220,9	9:20'01.099
9	13.169	33.209	29.890	20.740	1'37.008	220,9	9:21'38.107
10	13.291	33.128	28.878	20.120	1'35.417	216,4	9:23'13.524
11	13.106	33.349	29.653	20.182	1'36.290	222,7	9:24'49.814
12	13.240	33.516	29.050	20.226	1'36.032	217,3	9:26'25.846
13	13.312	33.083	28.813	20.163	1'35.371	217,7	9:28'01.217
14	13.320	33.123	28.844	20.094	1'35.381	216,4	9:29'36.598
15	13.321	33.169	<b>28.590</b>	20.086	<b>1'35.166</b>	215,1	9:31'11.764
16	13.326	33.172	28.777	20.071	1'35.346	217,7	9:32'47.110
17	13.297	33.060	28.858	<b>20.045</b>	1'35.260	218,2	9:34'22.370
18	13.327	<b>33.048</b>	29.108	20.153	1'35.636	216,0	9:35'58.006
Race Time 32'10.404							

49 A. PETROVIC (1'36.276)							
Lap	Seg.1	Seg.2	Seg.3	Seg.4	Lap Time	km/h	Local Time
1		34.074	39.899	41.072	2'15.271	<b>222,7</b>	9:06'02.873
2	28.145	1'17.061	45.829	29.502	3'00.537	150,0	9:09'03.410
3	20.527	55.742	37.537	24.989	2'18.795	132,0	9:11'22.205
4	20.887	47.356	42.236	21.592	2'12.071	124,1	9:13'34.276
5	<b>13.126</b>	34.135	29.565	20.677	1'37.503	213,9	9:15'11.779
6	13.305	33.582	28.963	20.546	1'36.396	215,6	9:16'48.175
7	13.545	<b>33.516</b>	<b>28.826</b>	<b>20.389</b>	<b>1'36.276</b>	211,8	9:18'24.451
8	13.608	34.359	29.200		208,1		
Race Time 14'36.849							

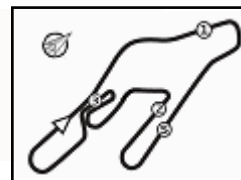
16/06/2024

P = Pits In/Out - C = Lap Time Cancelled





6.5



Vallelunga 4.085 m

# ACI Racing Weekend Vallelunga, 15-16 Giugno 2024 Italian F4 Championship - Chronological Analysis Race 2

Start at 9:03'47.602

5 / 6

54 G. HOLGUIN (1'35.580)								70 K. MRAD (1'35.094)							
Lap	Seg.1	Seg.2	Seg.3	Seg.4	Lap Time	km/h	Local Time	Lap	Seg.1	Seg.2	Seg.3	Seg.4	Lap Time	km/h	Local Time
1		35.129	31.792	42.819	2'13.720	216,0	9:06'01.322	1		35.016	31.831	40.656	2'09.673	220,9	9:05'57.275
2	28.029	1'16.432	46.051	29.967	3'00.479	141,0	9:09'01.801	2	27.449	1'16.860	44.531	30.081	2'58.921	103,4	9:08'56.196
3	20.976	54.684	38.020	25.280	2'18.960	127,8	9:11'20.761	3	22.465	52.817	38.357	25.973	2'19.612	149,8	9:11'15.808
4	21.027	47.075	42.963	21.865	2'12.930	141,0	9:13'33.691	4	19.923	46.620	46.602	22.424	2'15.569	136,0	9:13'31.377
5	<b>13.101</b>	33.871	30.239	20.593	1'37.804	<b>220,4</b>	9:15'11.495	5	13.233	33.534	29.765	21.326	1'37.858	219,5	9:15'09.235
6	13.296	33.357	29.536	20.906	1'37.095	218,2	9:16'48.590	6	13.078	34.080	29.914	20.359	1'37.431	217,3	9:16'46.666
7			29.198	20.977	1'57.294	206,9	9:18'45.884	7	13.154	33.415	29.249	20.349	1'36.167	220,4	9:18'22.833
8	13.526	33.588	28.821	20.393	1'36.328	212,2	9:20'22.212	8	13.132	33.244	29.556	20.475	1'36.407	222,7	9:19'59.240
9	13.510	33.464	28.774	20.295	1'36.043	214,7	9:21'58.255	9	13.084	33.296	29.700	20.316	1'36.396	220,9	9:21'35.636
10	13.483	33.282	<b>28.613</b>	<b>20.202</b>	<b>1'35.580</b>	213,4	9:23'33.835	10	<b>13.071</b>	33.127	29.891	20.311	1'36.400	<b>223,1</b>	9:23'12.036
11	13.463	33.423	28.760	20.264	1'35.910	212,2	9:25'09.745	11	13.109	33.282	29.052	20.528	1'35.971	220,4	9:24'48.007
12	13.424	33.286	28.898	20.416	1'36.024	212,6	9:26'45.769	12	13.131	33.099	29.052	20.186	1'35.468	218,6	9:26'23.475
13	13.394	33.408	28.862	20.416	1'36.080	211,8	9:28'21.849	13	13.186	33.183	28.867	20.110	1'35.346	217,7	9:27'58.821
14	13.427	33.257	28.850	20.240	1'35.774	214,7	9:29'57.623	14	13.214	33.029	<b>28.685</b>	20.166	<b>1'35.094</b>	218,2	9:29'33.915
15	13.370	33.244	28.869	20.255	1'35.738	214,3	9:31'33.361	15	13.217	33.068	28.722	20.121	1'35.128	216,9	9:31'09.043
16	13.340	<b>33.220</b>	29.094	20.377	1'36.031	213,4	9:33'09.392	16	13.233	33.102	28.728	<b>20.089</b>	1'35.152	216,4	9:32'44.195
17	13.309	33.297	29.314	20.356	1'36.276	215,1	9:34'45.668	17	13.256	33.057	28.726	20.129	1'35.168	216,9	9:34'19.363
18	13.235	33.810	29.180	20.498	1'36.723	214,3	9:36'22.391	18	13.253	<b>32.963</b>	28.865	20.136	1'35.217	217,3	9:35'54.580
Race Time 32'34.789								Race Time 32'06.978							

55 A. RODELLA (1'34.963)								71 M. REHM (1'34.992)							
Lap	Seg.1	Seg.2	Seg.3	Seg.4	Lap Time	km/h	Local Time	Lap	Seg.1	Seg.2	Seg.3	Seg.4	Lap Time	km/h	Local Time
1		35.723	31.540	42.489	2'11.675	222,7	9:05'59.277	1		34.518	31.235	36.939	2'04.070	223,1	9:05'51.672
2	26.517	1'17.507	45.365	29.453	2'58.842	113,8	9:08'58.119	2	28.734	1'16.469	43.534	31.528	3'00.265	87,7	9:08'51.937
3	21.925	53.606	38.979	25.086	2'19.596	151,5	9:11'17.715	3	21.486	53.337	37.953	26.874	2'19.650	145,0	9:11'11.587
4	20.434	47.188	44.631	21.987	2'14.240	140,6	9:13'31.955	4	20.070	45.496	49.399	22.926	2'17.891	157,0	9:13'29.478
5	13.302	33.596	29.601	20.702	1'37.201	217,3	9:15'09.156	5	<b>13.018</b>	33.470	29.049	20.350	1'35.887	221,3	9:15'05.365
6	13.085	33.708	28.740	20.291	1'35.824	222,2	9:16'44.980	6	13.158	33.802	30.923	20.792	1'38.675	218,2	9:16'44.040
7	<b>12.962</b>	33.802	29.213	20.299	1'36.276	220,0	9:18'21.256	7	13.029	33.239	29.246	20.730	1'36.244	219,5	9:18'20.284
8	13.061	33.750	29.625	20.262	1'36.698	<b>225,5</b>	9:19'57.954	8	13.085	33.664	29.492	20.279	1'36.520	<b>224,1</b>	9:19'56.804
9	13.138	33.771	29.524	20.241	1'36.674	222,7	9:21'34.628	9	13.090	33.360	29.180	20.135	1'35.765	220,4	9:21'32.569
10	13.163	33.145	29.825	20.190	1'36.323	221,8	9:23'10.951	10	13.222	33.120	28.871	<b>20.055</b>	1'35.268	219,5	9:23'07.837
11	13.211	33.417	28.781	20.108	1'35.517	220,4	9:24'46.468	11	13.252	32.936	28.751	20.133	1'35.072	219,5	9:24'42.909
12	13.203	33.165	28.781	20.172	1'35.321	217,7	9:26'21.789	12	13.214	33.001	29.312	20.471	1'35.998	218,6	9:26'18.907
13	13.242	33.102	28.744	<b>20.088</b>	1'35.176	219,1	9:27'56.965	13	13.147	33.103	<b>28.621</b>	20.236	1'35.107	220,4	9:27'54.014
14	13.229	33.003	<b>28.627</b>	20.175	1'35.034	218,6	9:29'31.999	14	13.193	<b>32.867</b>	28.803	20.167	1'35.030	221,3	9:29'29.044
15	13.209	32.978	28.684	20.092	<b>1'34.963</b>	219,1	9:31'06.962	15	13.193	33.018	28.666	20.213	1'35.090	216,4	9:31'04.134
16	13.200	<b>32.970</b>	28.689	20.197	1'35.056	218,6	9:32'42.018	16	13.216	32.949	28.713	20.114	<b>1'34.992</b>	217,7	9:32'39.126
17	13.154	33.068	29.039	20.141	1'35.402	220,0	9:34'17.420	17	13.168	32.960	28.987	20.109	1'35.224	220,0	9:34'14.350
18	13.263	33.164	29.114	20.263	1'35.804	219,1	9:35'53.224	18	13.206	33.087	28.782	20.303	1'35.378	219,5	9:35'49.728
Race Time 32'05.622								Race Time 32'02.126							

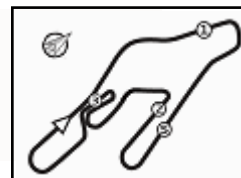
62 E. ROBINSON (1'35.788)								73 E. OLIVIERI (1'34.882)							
Lap	Seg.1	Seg.2	Seg.3	Seg.4	Lap Time	km/h	Local Time	Lap	Seg.1	Seg.2	Seg.3	Seg.4	Lap Time	km/h	Local Time
1		34.844	31.472	42.319	2'11.918	<b>225,0</b>	9:05'59.520	1		35.383	31.262	39.175	2'07.543	218,6	9:05'55.145
2	27.330	1'16.884	45.626	29.622	2'59.462	112,3	9:08'58.982	2	27.586	1'16.598	44.217	30.583	2'58.984	90,4	9:08'54.129
3	21.532	54.056	39.083	24.210	2'18.881	116,0	9:11'17.863	3	22.766	52.469	38.105	26.378	2'19.718	132,0	9:11'13.847
4	21.131	47.160	44.144	22.103	2'14.538	130,4	9:13'32.401	4	19.593	46.943	47.377	22.357	2'16.270	151,0	9:13'30.117
5	13.247	36.903	30.088	20.495	1'40.733	211,8	9:15'13.134	5	13.130	33.941	29.987	20.528	1'37.586	<b>221,8</b>	9:15'07.703
6	<b>13.137</b>	33.524	29.609	20.673	1'36.943	224,1	9:16'50.077	6	13.176	33.463	29.872	20.558	1'37.069	221,3	9:16'44.772
7	13.180	33.833	29.255	<b>20.156</b>	1'36.424	216,4	9:18'26.501	7	<b>13.025</b>	34.196	29.278	20.280	1'36.779	220,4	9:18'21.551
8	13.310	33.089	29.038	20.351	<b>1'35.788</b>	220,0	9:20'02.289	8	13.066	33.638	29.872	20.499	1'37.075	217,3	9:19'58.626
9	13.345	<b>33.015</b>	<b>28.903</b>	20.818	1'36.081	218,6	9:21'38.370	9	13.140	33.327	29.513	20.337	1'36.317	219,5	9:21'34.943
10	13.405	34.083	28.948	20.208	1'36.644	218,6	9:23'15.014	10	13.105	33.283	29.684	20.270	1'36.342	220,4	9:23'11.285
11	13.308	33.278	28.953	20.606	1'36.145	219,1	9:24'51.159	11	13.128	33.439	28.928	20.184	1'35.679	221,3	9:24'46.964
12	13.182	33.457	29.873	20.270	1'36.782	221,8	9:26'27.941	12	13.146	33.127	28.821	20.166	1'35.260	216,0	9:26'22.224
13	13.265	33.216	29.149	20.374	1'36.004	220,9	9:28'03.945	13	13.150	33.031	28.874	20.102	1'35.157	219,1	9:27'57.381
14	13.212	33.567	29.387	20.436	1'36.602	220,4	9:29'40.547	14	13.126	32.996	28.848	20.152	1'35.122	218,6	9:29'32.503
15	13.253	33.393	29.759	20.344	1'36.749	218,2	9:31'17.296	15	13.201	33.030	28.698	20.147	1'35.076	215,6	9:31'07.579
16	13.218	33.400	29.226	20.317	1'36.161	222,7	9:32'53.457	16	13.198	32.994	<b>28.597</b>	<b>20.093</b>	<b>1'34.882</b>	217,3	9:32'42.461
17	13.222	33.610	29.752	20.360	1'36.944	221,8	9:34'30.401	17	13.174	<b>32.951</b>	29.167	20.100	1'35.392	218,2	9:34'17.853
18	13.320	33.434	29.669	20.431	1'36.854	219,5	9:36'07.255	18	13.143	33.231	29.002	20.323	1'35.699	215,6	9:35'53.552
Race Time 32'19.653								Race Time 32'05.950							

16/06/2024

P = Pits In/Out - C = Lap Time Cancelled

Powered by FICr PERUGIA TIMING





## ACI Racing Weekend Vallelunga, 15-16 Giugno 2024 Italian F4 Championship - Chronological Analysis Race 2

Start at 9:03'47.602

77 E. YEH (1'35.003)							
Lap	Seg.1	Seg.2	Seg.3	Seg.4	Lap Time	km/h	Local Time
1		35.536	31.989	40.357	2'09.108	213,9	9:05'56.710
2	27.157	1'16.925	44.627	30.124	2'58.833	97,4	9:08'55.543
3	22.601	52.643	38.266	26.292	2'19.802	127,1	9:11'15.345
4	19.439	46.977	47.135	22.024	2'15.575	142,7	9:13'30.920
5	13.213	33.689	29.905	21.197	1'38.004	218,2	9:15'08.924
6	13.197	34.130	29.681	20.306	1'37.314	219,5	9:16'46.238
7	13.154	33.523	29.285	20.231	1'36.193	220,0	9:18'22.431
8	13.160	33.330	29.682	20.268	1'36.440	217,7	9:19'58.871
9	<b>12.965</b>	33.598	29.636	20.259	1'36.458	<b>220,4</b>	9:21'35.329
10	13.052	33.387	29.576	20.308	1'36.323	218,2	9:23'11.652
11	13.079	33.369	29.210	20.282	1'35.940	216,4	9:24'47.592
12	13.165	33.080	28.743	20.201	1'35.189	216,4	9:26'22.781
13	13.154	33.139	28.661	20.143	1'35.097	216,9	9:27'57.878
14	13.137	33.136	28.649	20.104	1'35.026	217,3	9:29'32.904
15	13.077	33.168	28.703	20.177	1'35.125	217,7	9:31'08.029
16	13.090	33.231	<b>28.633</b>	<b>20.049</b>	<b>1'35.003</b>	216,4	9:32'43.032
17	13.134	<b>33.064</b>	28.965	20.235	1'35.398	217,7	9:34'18.430
18	13.154	33.177	28.930	20.268	1'35.529	216,9	9:35'53.959

Race Time 32'06.357

80 A. POWELL (1'34.359)							
Lap	Seg.1	Seg.2	Seg.3	Seg.4	Lap Time	km/h	Local Time
1		33.761	29.156	29.404	1'51.113	218,2	9:05'38.715
2	31.364	1'14.346	44.197	31.973	3'01.880	98,7	9:08'40.595
3	21.878	52.434	37.601	26.636	2'18.549	140,6	9:10'59.144
4	20.439	44.712	55.451	24.881	2'25.483	173,1	9:13'24.627
5	13.269	33.056	28.630	20.038	1'34.993	<b>220,4</b>	9:14'59.620
6	<b>13.245</b>	32.987	28.472	20.017	1'34.721	216,9	9:16'34.341
7	13.249	32.863	28.470	20.037	1'34.619	216,4	9:18'08.960
8	13.280	32.914	28.389	20.017	1'34.600	215,6	9:19'43.560
9	13.310	32.812	28.446	19.931	1'34.499	216,0	9:21'18.059
10	13.304	32.869	28.451	19.952	1'34.576	216,0	9:22'52.635
11	13.315	32.800	28.386	19.969	1'34.470	216,4	9:24'27.105
12	13.294	32.942	<b>28.338</b>	19.940	1'34.514	214,7	9:26'01.619
13	13.277	<b>32.756</b>	28.423	20.034	1'34.490	215,1	9:27'36.109
14	13.288	32.813	28.409	<b>19.896</b>	1'34.406	216,4	9:29'10.515
15	13.267	32.766	28.418	19.908	<b>1'34.359</b>	215,1	9:30'44.874
16	13.263	32.903	28.420	19.946	1'34.532	216,0	9:32'19.406
17	13.273	32.837	28.377	19.898	1'34.385	216,0	9:33'53.791
18	13.290	32.783	28.374	19.941	1'34.388	214,7	9:35'28.179

Race Time 31'40.577

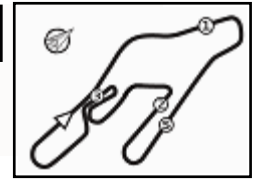
88 L. HODENIUS (1'34.953)							
Lap	Seg.1	Seg.2	Seg.3	Seg.4	Lap Time	km/h	Local Time
1		34.704	31.244	41.759	2'10.621	223,6	9:05'58.223
2	26.973	1'17.182	44.814	29.943	2'58.912	120,1	9:08'57.135
3	22.435	52.772	38.356	26.206	2'19.769	139,9	9:11'16.904
4	19.990	46.153	46.422	22.333	2'14.898	132,5	9:13'31.802
5	13.346	33.635	29.880	20.785	1'37.646	220,0	9:15'09.448
6	13.076	33.724	29.094	20.188	1'36.082	<b>225,9</b>	9:16'45.530
7	13.743	33.390	28.904	20.345	1'36.382	219,5	9:18'21.912
8	13.065	33.449	29.500	20.432	1'36.446	223,1	9:19'58.358
9	13.045	33.286	29.122	20.316	1'35.769	224,1	9:21'34.127
10	<b>13.036</b>	33.886	29.010	20.387	1'36.319	221,3	9:23'10.446
11	13.084	33.359	28.746	20.171	1'35.360	221,3	9:24'45.806
12	13.151	33.203	28.750	20.116	1'35.220	218,6	9:26'21.026
13	13.174	33.136	<b>28.700</b>	20.082	1'35.092	219,1	9:27'56.118
14	13.113	33.029	28.853	20.198	1'35.193	222,2	9:29'31.311
15	13.116	<b>32.952</b>	28.748	20.137	<b>1'34.953</b>	220,9	9:31'06.264
16	13.104	33.240	28.796	20.120	1'35.260	220,0	9:32'41.524
17	13.159	33.008	28.714	<b>20.073</b>	1'34.954	218,6	9:34'16.478
18	13.094	33.116	29.280	20.276	1'35.766	224,1	9:35'52.244

Race Time 32'04.642

16/06/2024

P = Pits In/Out - C = Lap Time Cancelled





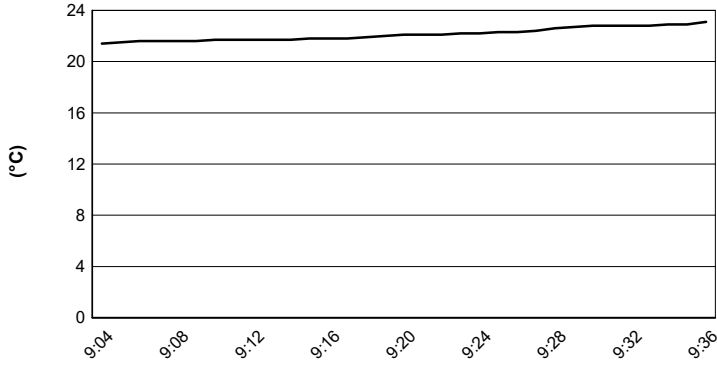
Vallelunga 4.085 m

# ACI Racing Weekend Vallelunga, 15-16 Giugno 2024

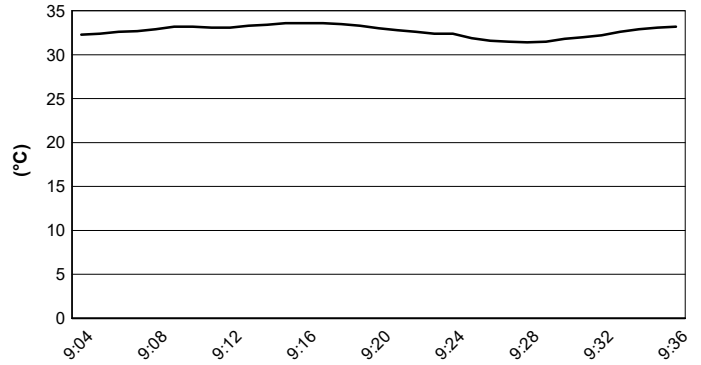
## Italian F4 Championship - Weather Report Race 2

Session started 09:04 - Session ended 9:36

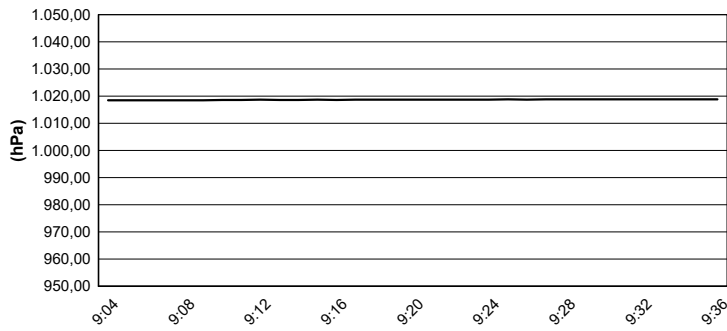
### Air Temperature



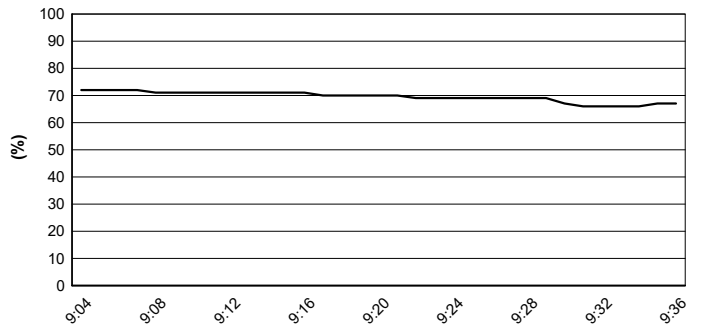
### Track Temperature



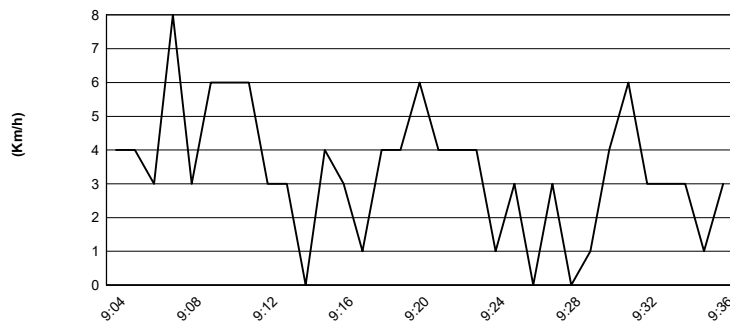
### Air Pressure



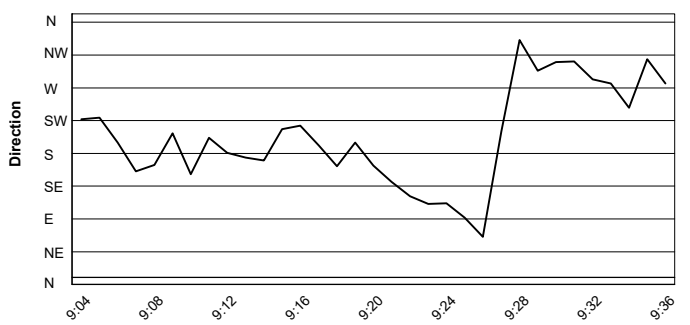
### Humidity



### Wind Speed

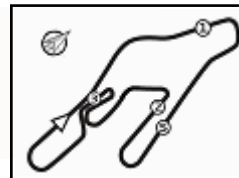


### Wind Direction



16/06/2024





Vallelunga 4.085 m

**ACI Racing Weekend Vallelunga, 15-16 Giugno 2024**
**Italian F4 Championship - Starting Grid - Race 2 (Duration: 30' +1 Lap)**

18	54	<b>HOLGUIN G.</b> Maffi Racing	Tatuus 1'35.591	29	<b>BERREBY N.</b> Maffi Racing	Tatuus 1'36.802
17	5	<b>DOBRZANSKI W.</b> AKM Motorsport	Tatuus 1'34.995	37	<b>FIorentino F.</b> Cram Motorsport	Tatuus 1'35.117
16	9	<b>STACK E.</b> PHM AIX Racing	Tatuus 1'34.724	62	<b>ROBINSON E.</b> AS Motorsport	Tatuus 1'34.851
15	8	<b>KOSTIC A.</b> Van Amersfoort Racing	Tatuus 1'34.139	11	<b>VIISOREANU L.</b> Real Racing	Tatuus 1'34.471
14	88	<b>HODENIUS L.</b> Van Amersfoort Racing	Tatuus 1'34.279	70	<b>MRAD K.</b> PHM AIX Racing	Tatuus 1'34.318
13	52	<b>SAVINKOV O.</b> AKM Motorsport	Tatuus 1'34.160	55	<b>RODELLA A.</b> Van Amersfoort Racing	Tatuus 1'34.179
12	73	<b>OLIVIERI E.</b> AKM Motorsport	Tatuus 1'34.087	24	<b>ZHANG S.</b> Jenzer Motorsport	Tatuus 1'34.089
11	71	<b>REHM M.</b> US Racing	Tatuus 1'33.956	23	<b>FRANCOT R.</b> Jenzer Motorsport	Tatuus 1'34.028
10	19	<b>ANURAG K.</b> US Racing	Tatuus 1'33.944	77	<b>YEH E.</b> R-ACE GP	Tatuus 1'33.953
9	22	<b>FREY E.</b> Jenzer Motorsport	Tatuus 1'33.862	16	<b>LARINI D.</b> PHM AIX Racing	Tatuus 1'33.924
8	51	<b>NAKAMURA-BERTA K</b> Prema Racing	Tatuus 1'33.857	45	<b>BEETON J.</b> US Racing	Tatuus 1'33.861
7	36	<b>JONSSON G.</b> Van Amersfoort Racing	Tatuus 1'33.834	3	<b>POPOV M.</b> PHM AIX Racing	Tatuus 1'33.851
6	49	<b>PETROVIC A.</b> PHM AIX Racing	Tatuus 1'33.793	7	<b>SAMMALISTO L.</b> R-ACE GP	Tatuus 1'33.817
5	14	<b>AL DHAHERI R.</b> Prema Racing	Tatuus 1'33.782	50	<b>GOWDA D.</b> Prema Racing	Tatuus 1'33.782
4	21	<b>ISCHER E.</b> Jenzer Motorsport	Tatuus 1'33.729	12	<b>PRADEL G.</b> US Racing	Tatuus 1'33.755
3	10	<b>FERREIRA M.</b> US Racing	Tatuus 1'33.619	31	<b>BOHRA A.</b> US Racing	Tatuus 1'33.669
2	6	<b>YAMAKOSHI H.</b> Van Amersfoort Racing	Tatuus 1'33.572	33	<b>STOLCERMANIS T.</b> Prema Racing	Tatuus 1'33.609
1	27	<b>SLATER F.</b> Prema Racing	Tatuus 1'33.488	80	<b>POWELL A.</b> Prema Racing	Tatuus 1'33.556

The driver n. 8 (Kostic A.) drops 4 positions - Stewards dec. n. 8

